

Category 8 Field Termination Plug



Category 8 Field Termination Plug (PESje)

This fully shielded Category 8 plug with zinc alloy housing offers easy, quick and reliable termination.

Features

- Performs to Category 8 for a permanent link of up to 24m as part of a channel of up to 30 m
- Compliant with IEC60512-99-001 – suitable for use with IEEE 802.3at (PoE+) applications
- Backwards compatible with Category 6A
- Easy assembly – suitable for field termination, especially Modular Plug Terminated Link installations
- Suitable for 23 - 26 AWG/ 0.40 – 0.57 mm stranded and solid cores, maximum core size including insulation is 1.65mm
- Suitable for cable O.D. 7.0 to 8.5 mm
- Category 8 keystone socket also available:
http://www.tuk.co.uk/tuk_live/product_details.php?category_id=1&pld=345

Specifications

- Weight: 24 grams
- Dimensions: 66.0 x 13.8 x 18.4 mm
- Colour: Silver

- **Material:**
Body: nickel-plated die-cast zinc
RJ45 contacts: 50 μ "/1.27 μ m gold-plated phosphor bronze
Tape: copper foil
- Supplied with dust cap and wire management bar

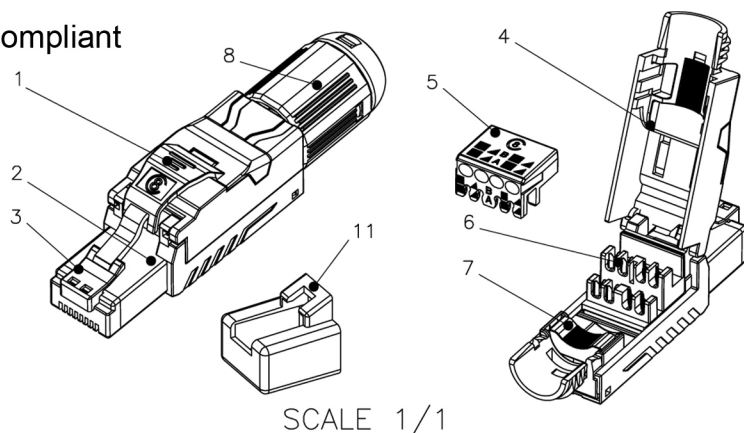
Packaging: Individually packed in poly bags, then in bags of 20

EAN Number: 5055386507358



ROHS Compliant

Code: PESje



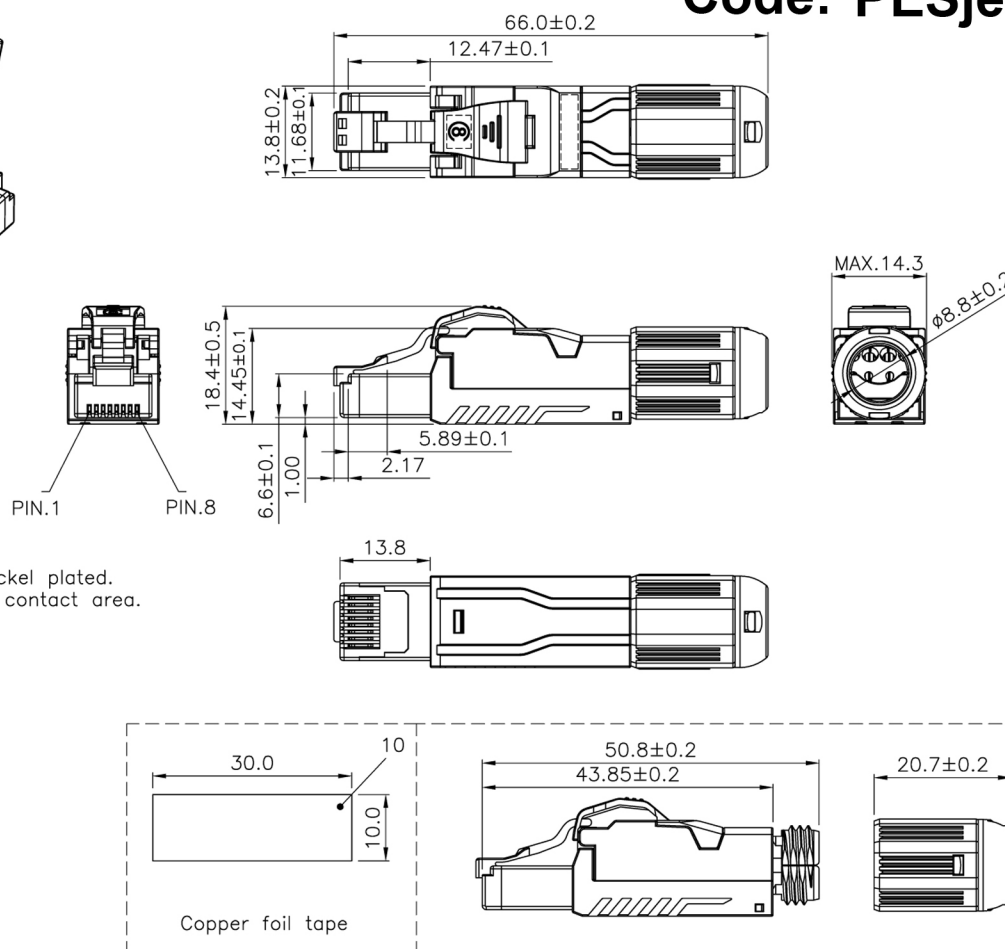
Specification :

Material :

1. Extractor : PC, UL 94V-2, black color.
2. Housing : Zinc die-Casting with nickel plated.
3. RJ45 plug :
 - 3-1. Housing : PC, UL 94V-2, transparent yellow color.
 - 3-2. Contact material : Phosphor bronze with 100 micro-inch nickel plated.
 - 3-3. Contact finish : Min. 50 micro-inch gold plated on surface contact area.
4. Cover : Zinc die-casting with nickel plated.
5. Wire management bar : PC, UL 94-V2, white color.
6. IDC :
 - 6-1. Housing : PC, UL 94-V2, white color.
 - 6-2. Terminal : Copper with tin plated.
7. Grounding contact : Zinc die-casting with nickel plated.
8. Boot :
 - 8-1. Housing : Zinc die-casting with nickel plated.
 - 8-2. CAP : PC, UL 94V-2, black color.
9. PCB, UL 94-V0.
10. Copper foil tape.
11. Dust cap : PE, black color.

Performance :

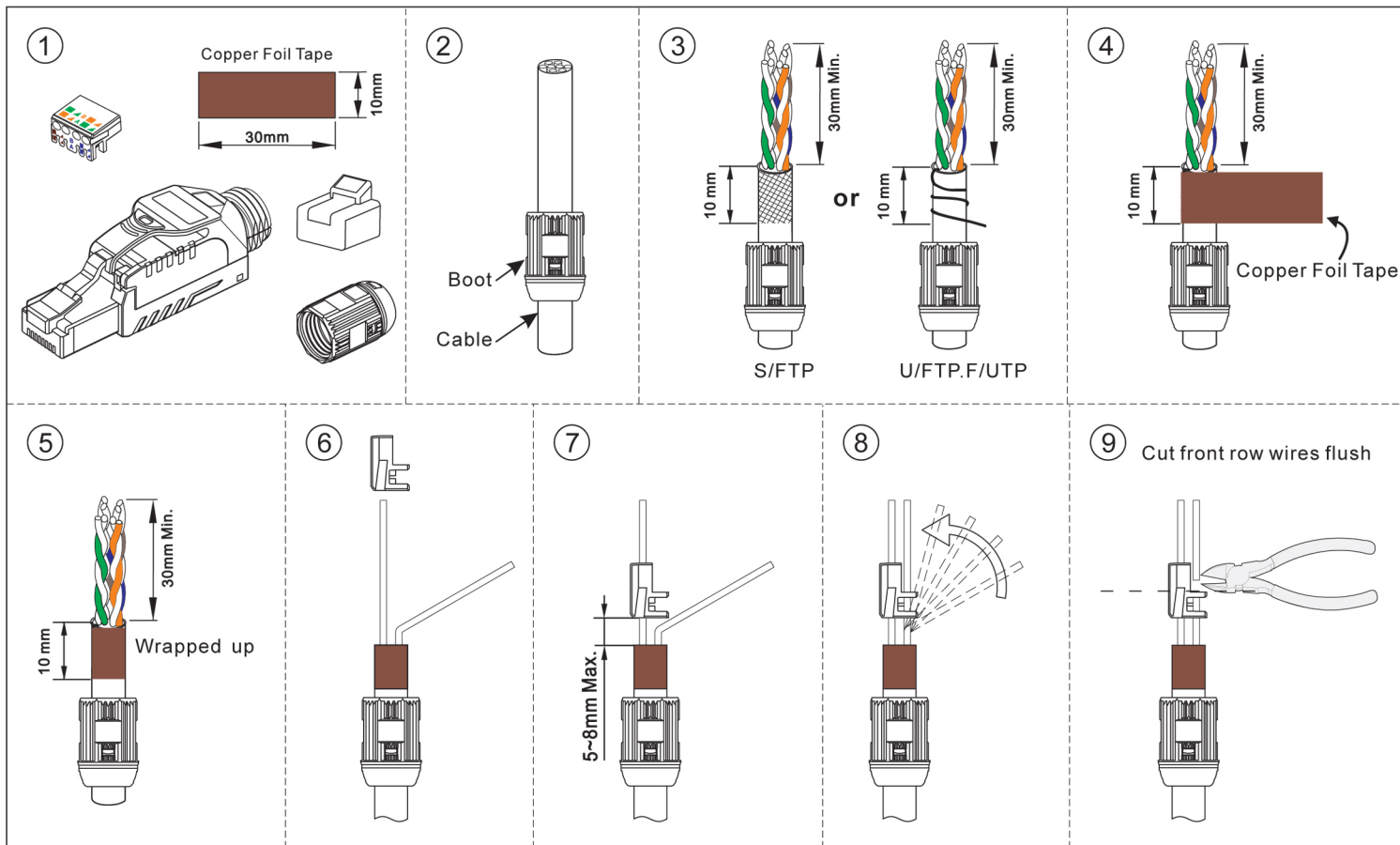
- a. T568A & T568B wiring.
- b. Insertion force : 30N max. (IEC 60603-7-81).
- c. Retention strength : 7.7 kg between jack and plug.
- d. Operating temperature : -10°C to 60°C. (ISO/IEC TR 11801-9901 Class I, ANSI/TIA 568-C.2-1).
- e. Life(mating cycles) :
 - e-1. 750 cycles min. (ISO/IEC 11801, IEC 60603-7-81).
 - e-2. IDC : Suitable for 22-24AWG stranded and solid wire, min. 20 installation cycles.
- f. Suitable for cable jacket OD : 7.0-8.5mm.



GENERAL
TOLERANCE
OF DIMENSIONS
X.XXX ±0.005
X.XX ±0.05
X.X ±0.1



Category 8 Field Termination Plug Assembly Guide



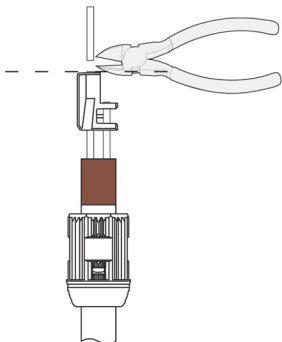


Category 8 Field Termination Plug Assembly Guide



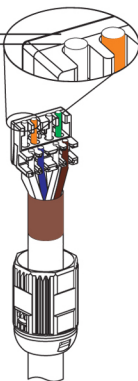
⑩

Cut rear row wires flush

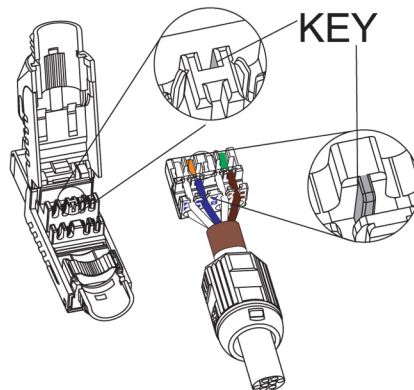


⑪

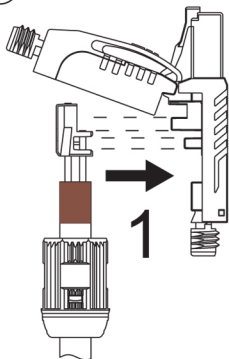
0.2mm Max.



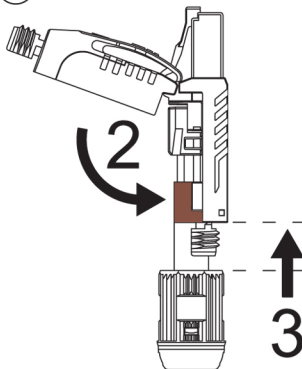
⑫



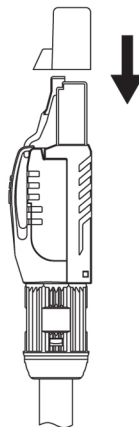
⑬



⑭

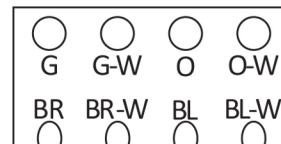


⑮



Legend

W White
G Green
O Orange
BL Blue
BR Brown



Designation T568B

	Solid/Stranded	Cable (O.D.)
C6A	23~26AWG 0.404 ~ 0.574 mm	6.0~7.5mm
C8	22~24AWG 0.511 ~ 0.643 mm	7.0~8.5mm